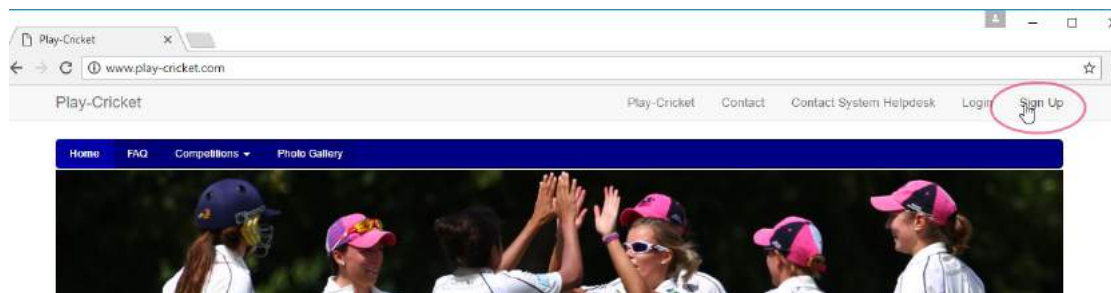


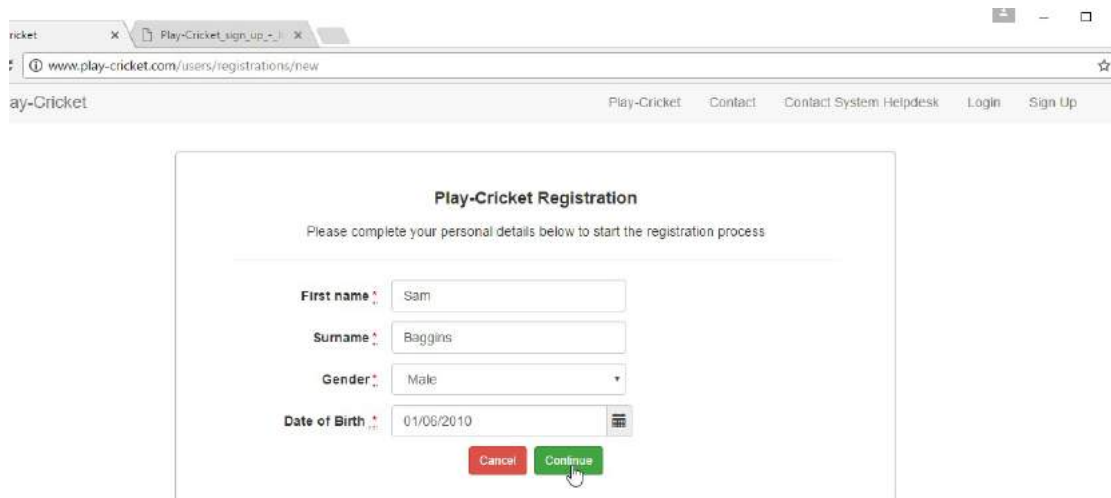
Play-Cricket - The Sign Up Process for Junior Members

This document illustrates the process to sign up to Play-Cricket for junior players (Under 16s) so that they can then become members of any clubs or county boards that they play for. The assumption is that a parent or guardian will be completing the sign up.

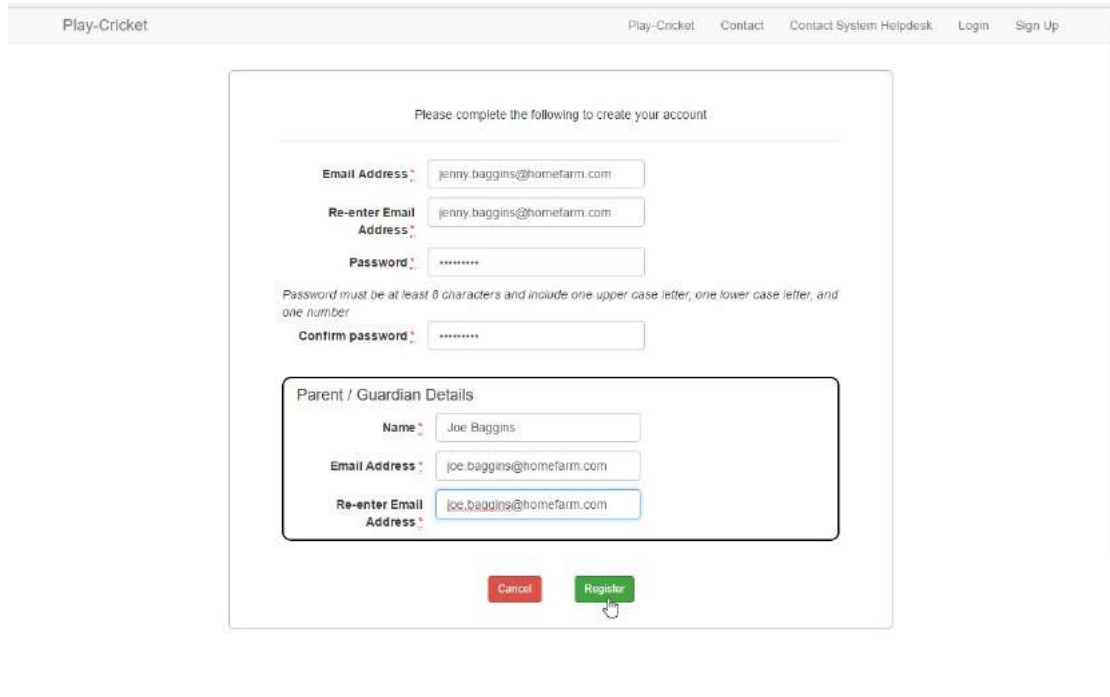
Start by selecting 'Sign Up' at the top of any Play-Cricket site. Here it is from www.play-cricket.com:



Now enter the child's details on the form that appears and select Continue:

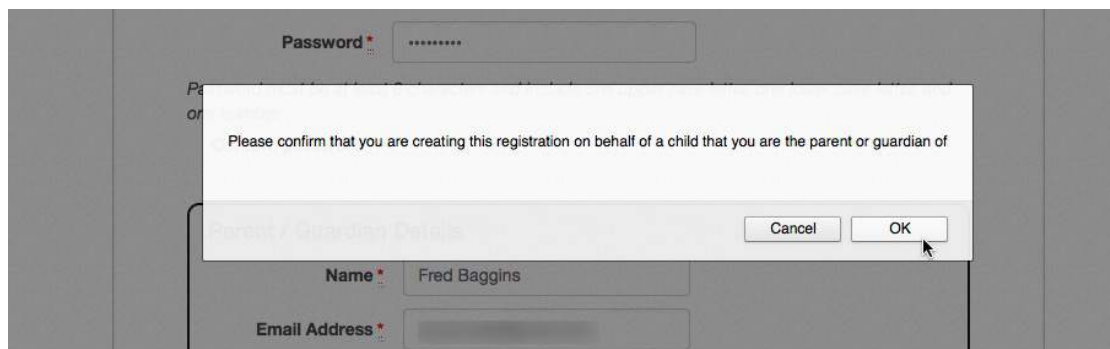
A screenshot of the Play-Cricket registration form. The browser's address bar shows 'www.play-cricket.com/users/registrations/new'. The form is titled 'Play-Cricket Registration' and includes the instruction: 'Please complete your personal details below to start the registration process'. The form contains four input fields: 'First name' with the value 'Sam', 'Surname' with the value 'Baggins', 'Gender' with a dropdown menu set to 'Male', and 'Date of Birth' with the value '01/06/2010'. At the bottom of the form are two buttons: a red 'Cancel' button and a green 'Continue' button. A mouse cursor is pointing at the 'Continue' button.

The next step is to enter an email address and password for the child. The main email address will become the username so it can't be used for more than one child. If your child is under 16 years of age, you will see that you have to enter Parent/Guardian details to be copied in on every email that is sent to your child from Play-Cricket.



The screenshot shows the Play-Cricket registration interface. At the top, there is a navigation bar with links for 'Play-Cricket', 'Contact', 'Contact System Helpdesk', 'Login', and 'Sign Up'. The main content area is titled 'Please complete the following to create your account.' It contains several input fields: 'Email Address' (jenny.baggins@homefarm.com), 'Re-enter Email Address' (jenny.baggins@homefarm.com), 'Password' (masked with asterisks), and 'Confirm password' (masked with asterisks). A note below the password fields states: 'Password must be at least 8 characters and include one upper case letter, one lower case letter, and one number'. Below this is a section titled 'Parent / Guardian Details' with fields for 'Name' (Joe Baggins), 'Email Address' (joe.baggins@homefarm.com), and 'Re-enter Email Address' (joe.baggins@homefarm.com). At the bottom of the form are two buttons: a red 'Cancel' button and a green 'Register' button, which is being clicked by a mouse cursor.

When you click on the Register button, if your email address is the same as your child's, you will be asked to confirm that you are registering on behalf of a child.



The screenshot shows a confirmation dialog box overlaid on the registration form. The dialog box contains the text: 'Please confirm that you are creating this registration on behalf of a child that you are the parent or guardian of'. Below the text are two buttons: 'Cancel' and 'OK'. The background shows the 'Parent / Guardian Details' section of the form, with the 'Name' field filled with 'Fred Baggins' and the 'Email Address' field partially visible.

Clicking OK will take you to this page, informing you that an email has been sent.




Your child should receive an acknowledgment by email, with a link to validate his/her email address.

...and this is the one to the parent:

Subject: Successful Registration to Play-Cricket

Bad Light Stopped Play-Cricket? [View in Browser Here](#)

PLAY-CRICKET
.COM




CONFIRMATION

Joe Baggins,

Thanks for registering [Sam Baggins](#) with [Play-Cricket.com](#) – the online hub to upload club information and keep track of personal stats.

Here is their account username:




To complete the registration process click below to validate your email address:




[Validate Your Email Address](#)

Also, make sure you ask Sam Baggins to validate their account using the link in the email they've received directly.

Validating the account will mean they can opt in to get personalised weekly emails, including all their latest personal and team stats, along with a congratulatory email from one of the England players.



FOLLOW US...

Registered Address:
The England and Wales Cricket Board, Lord's Cricket Ground, London NW8 8QZ

The parent must validate their email address before the child's.

Once the child's email address has been validated, your browser will open to display the screen below confirming that the registration is complete. Adjust the communications settings to suit.

Play-Cricket Contact Contact System Helpdesk Buzz Baggins ▾

Your Play-Cricket.com registration is now complete

You can now receive the following content via email...

- ECB recognised National and County Honours Boards.
- Your personal stats, fixtures and results.
- Congratulations from England stars for your performances.

Please untick the box below if you do not want to receive these messages.

ECB Information

The ECB would like to provide you with additional offers. Please untick the boxes below if you do not want to receive them.

Offers from ECB's official sponsors or partners

Offers from third parties or other organisations

[Continue](#)

Click 'Continue'.

At this point, you are invited to select a club or county board that your child plays for so that an administrator can add your details to a member database. Click on the 'Select Club' or 'Select County Board' buttons to continue.

Play-Cricket Play-Cricket Contact Contact System Helpdesk

Your Teams

Please select any clubs or county boards that you play for so that they can add you to their members list within Play-Cricket. As part of this process your new user record will be merged with any other player records you may already have so that your statistics are all in one place. Once you have made your selections please select Continue.

If you do not currently play for a team, please select Continue

[Select Club](#)

[Select County Board](#)

[Continue](#)

Now find the club that you wish to join by entering the first few letters of the club or county board's name into the search box and then clicking 'Search'.

Select a Club

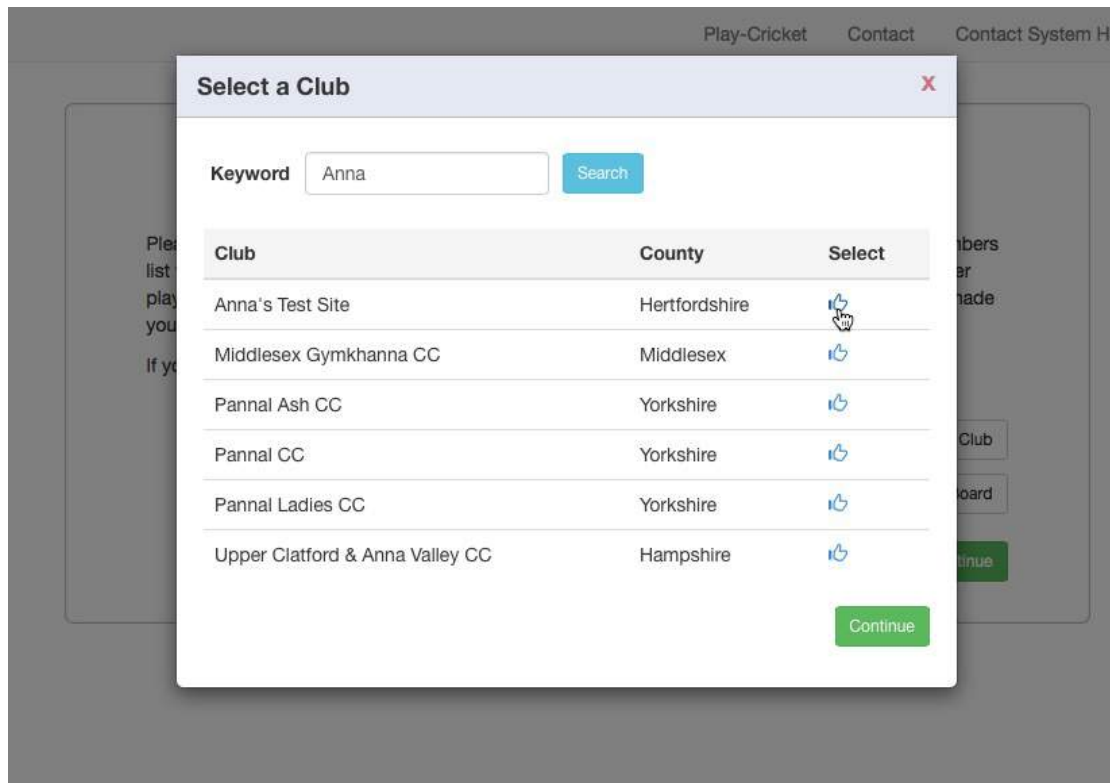
Keyword:

Club	County	Select
3 Caps CC	Essex	
3M Health Care CC	Leicestershire	
45 CC	Staffordshire	
54th OCA CC	Surrey	
5th Division Barbados 2001	Wiltshire	
A1 Combined XI CC	Leicestershire	
Aagrah CC	Yorkshire	
Abacus CC	Channel Islands	
Abahani CC	Surrey	
Abberley & Great Witley CC	Worcestershire	

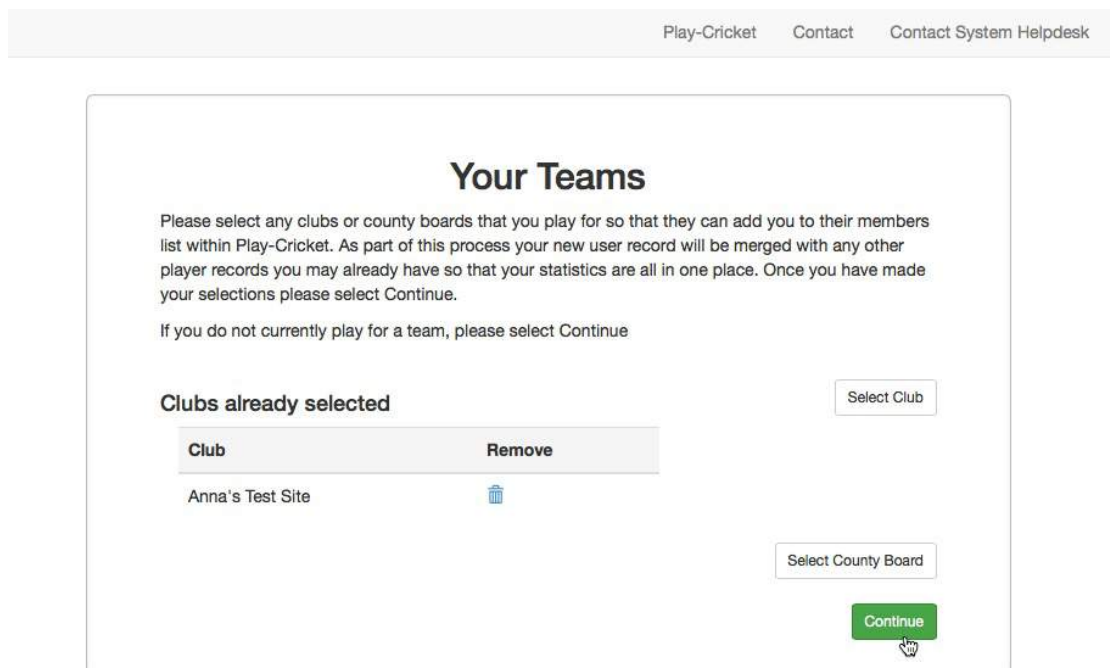
Previous **1** 2 3 4 5 6 7 8 9 ... 705 706

In the example above, the letters 'Anna' have been entered for 'Anna's Test Site'.

Now click on the 'Select' icon for the club that you are interested in from the results returned.



You may select another club, or click on the 'Continue' button to move on.



In this example, we have chosen to continue without joining another site.

Play-Cricket Contact Contact System Helpdesk

Officials and other Members

Please select any club, league or county board which you help run, are a match official for or have some other connection with and so wish to be included in their list of members. Once any selections have been made please select Continue

Clubs already selected Select Club

Club	Remove
Anna's Test Site	

Select League
Select County Board

Continue

The final screen informs you that an administrator will approve the application for membership of a site so click the Finish button.

Play-Cricket Contact Contact System Helpdesk

Your application for membership will now be reviewed by the administrator of the relevant site(s) and an email will be sent to you once it has been approved.

If at any stage you wish to apply for membership elsewhere login to Play-Cricket and select the Edit Account option.

If you wish to add further personal information to your account which will help your club register you as a player with a league, or add a cricketing profile please click here to be taken to your account.

Edit Account

If you registered in order to claim a site for your club or league click here to start that process.

Claim Site

Otherwise please select Finish to return to the main Play-Cricket site.

Finish