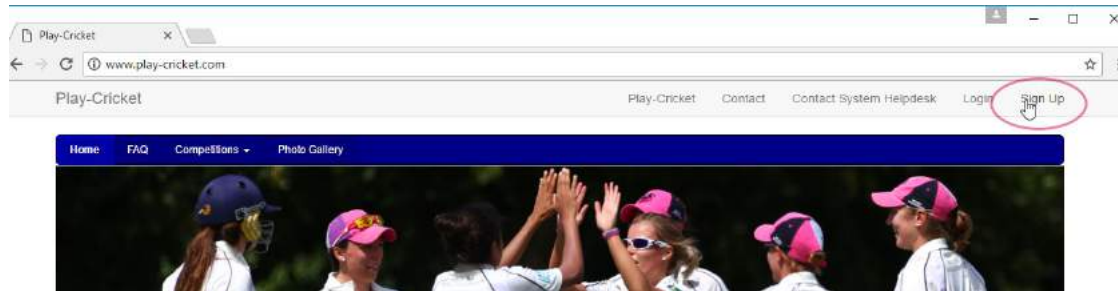


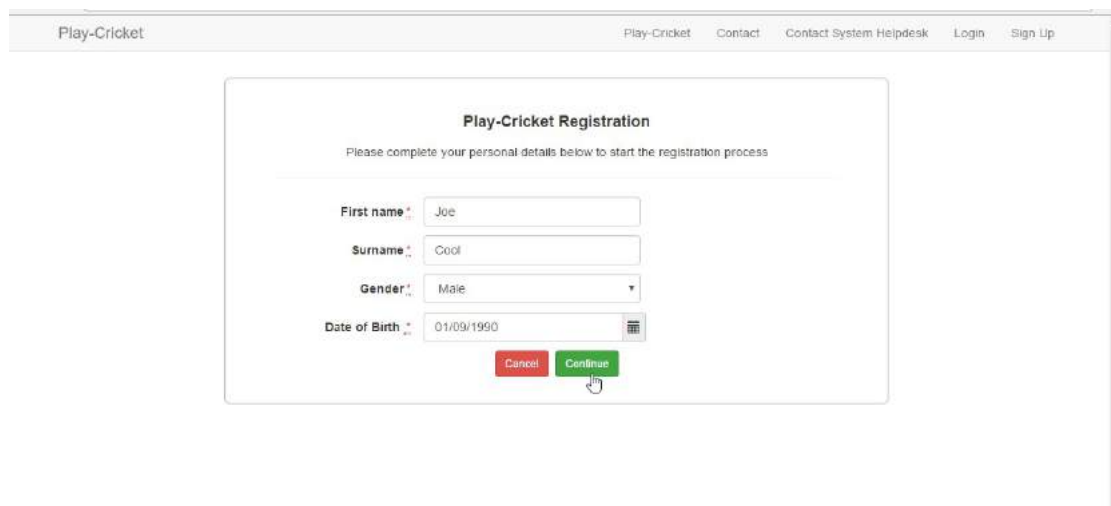
Play-Cricket - The Sign Up Process

This document illustrates the process to sign up to Play Cricket in order to join any of the Play-Cricket clubs, county board or league sites.

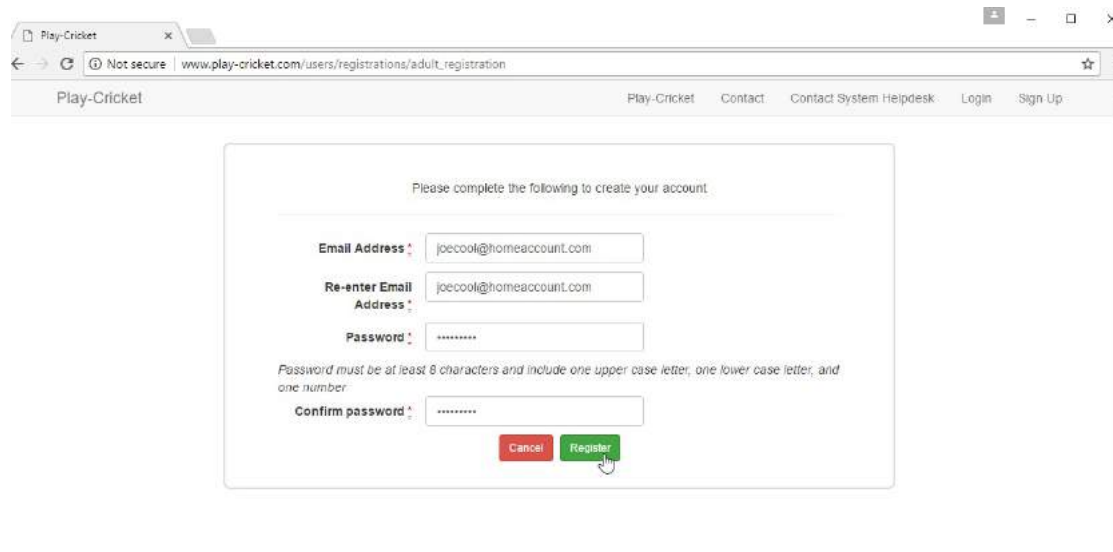
Start by selecting 'Sign Up' at the top of any Play-Cricket site. Here it is from www.play-cricket.com:



Now enter your details on the form that appears and select Continue:

A screenshot of the 'Play-Cricket Registration' form. The form is titled 'Play-Cricket Registration' and includes the instruction 'Please complete your personal details below to start the registration process'. The form fields are: 'First name' with the value 'Joe', 'Surname' with the value 'Cool', 'Gender' with a dropdown menu set to 'Male', and 'Date of Birth' with the value '01/09/1990'. At the bottom of the form are two buttons: a red 'Cancel' button and a green 'Continue' button. A mouse cursor is pointing at the 'Continue' button.

The next step is to enter your email address and to create a password. These details are entered twice to check that you haven't made a keying error, so don't copy and paste your email address into the second box.

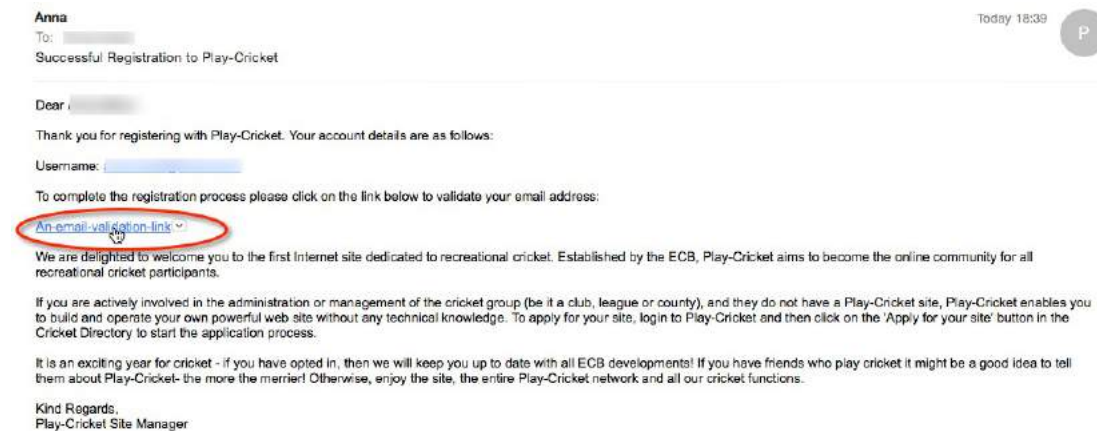


The screenshot shows a web browser window with the URL www.play-cricket.com/users/registrations/adult_registration. The page title is "Play-Cricket". The navigation menu includes "Play-Cricket", "Contact", "Contact System Helpdesk", "Login", and "Sign Up". The main content area contains a registration form with the following fields and instructions:

- Email Address :**
- Re-enter Email Address :**
- Password :**
- Confirm password :**

Below the password fields, there is a note: "Password must be at least 8 characters and include one upper case letter, one lower case letter, and one number". At the bottom of the form are two buttons: "Cancel" (red) and "Register" (green). A mouse cursor is pointing at the "Register" button.

When you click on the Register button, you should receive an acknowledgment by email, with a link to validate your email address. See the example below.



When your email address has been validated, your browser will open to display the message message below to confirm that your registration is complete.

Your Play-Cricket.com registration is now complete

You can now receive the following content via email...

- ECB recognised National and County Honours Boards.
- Your personal stats, fixtures and results.
- Congratulations from England stars for your performances.

Please untick the box below if you do not want to receive these messages.

ECB Information

The ECB would like to provide you with additional offers. Please untick the boxes below if you do not want to receive them.

Offers from ECB's official sponsors or partners

Offers from third parties or other organisations

[Continue](#)

Click the 'Continue' button.

Note: If you are signing up to claim a site, then select the 'Continue' button to ignore the following dialogues until you get to the screen on page 7.

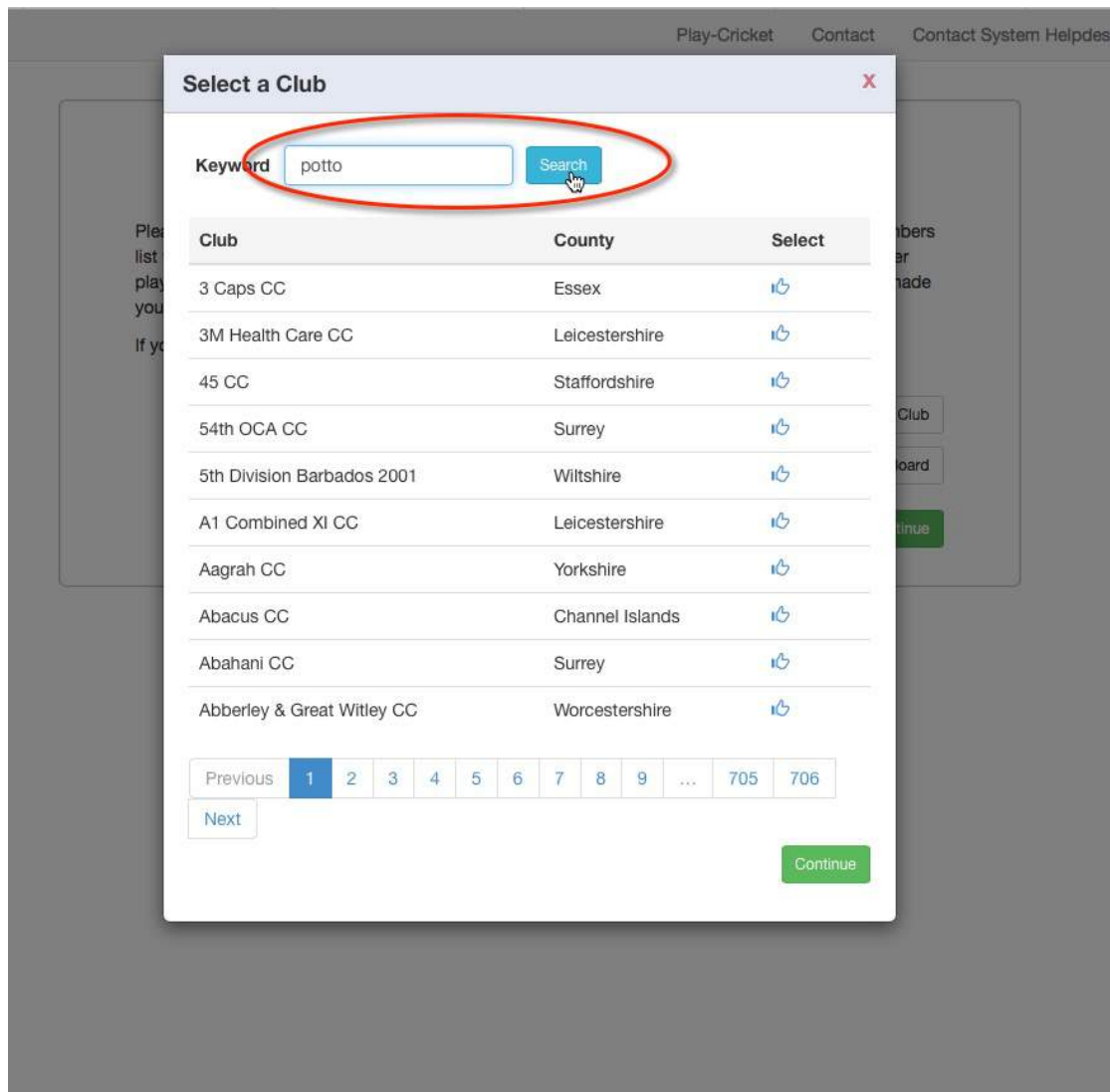
At this point, you are invited to select a club or county board that you play for so that an administrator can add your details to a member database. Click on the 'Select Club' or 'Select County Board' buttons to continue.

Your Teams

Please select any clubs or county boards that you play for so that they can add you to their members list within Play-Cricket. As part of this process your new user record will be merged with any other player records you may already have so that your statistics are all in one place. Once you have made your selections please select Continue.

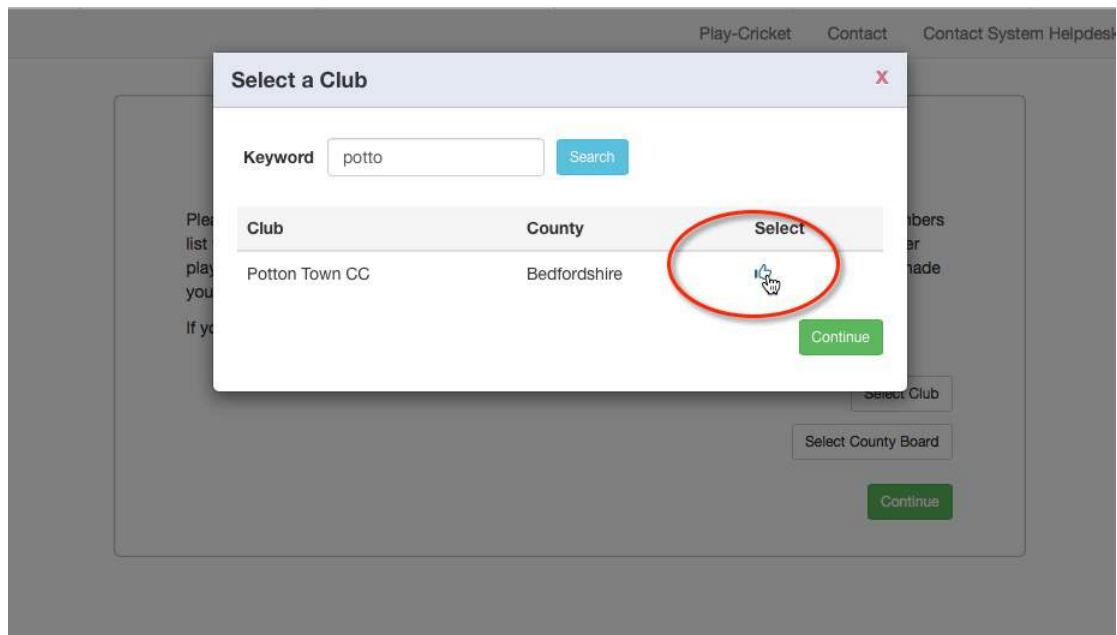
If you do not currently play for a team, please select Continue

Now find the club that you wish to join by entering the first few letters of the club or county board's name into the search box and then clicking 'Search'.

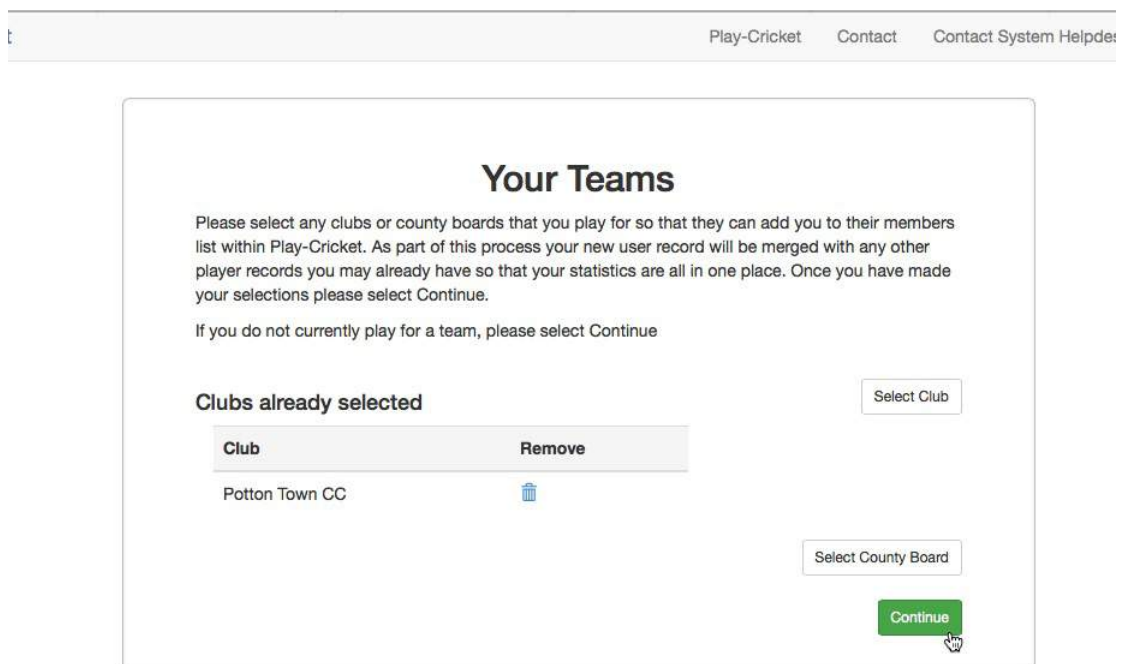


In the example above, the letters 'potto' have been entered for 'Potton Town'.

Now click on the 'Select' icon for the club that you are interested in from the results returned.



You may select another club or click on the 'Continue' button to move on.



If you wish to apply for membership of a site in an official role, e.g. Umpire, CricketForce administrator, then select the appropriate site as before from this screen.


In this example, we have chosen to continue without joining another site.

Play-Cricket Contact Contact System Helpdesk

Officials and other Members

Please select any club, league or county board which you help run, are a match official for or have some other connection with and so wish to be included in their list of members. Once any selections have been made please select Continue

Clubs already selected Select Club

Club	Remove
Potton Town CC	

Select League
Select County Board
Continue

The final screen informs you that an administrator will approve the application for membership of a site.

Play-Cricket Contact Contact System Helpdesk

Your application for membership will now be reviewed by the administrator of the relevant site(s) and an email will be sent to you once it has been approved.

If at any stage you wish to apply for membership elsewhere login to Play-Cricket and select the Edit Account option.

If you wish to add further personal information to your account which will help your club register you as a player with a league, or add a cricketing profile please click here to be taken to your account.

Edit Account

If you registered in order to claim a site for your club or league click here to start that process.

Claim Site

Otherwise please select Finish to return to the main Play-Cricket site.

Finish

If you signed up to claim a site, then click the 'Site Claim' button from this screen.

Your application for membership will now be reviewed by the administrator of the relevant site(s) and an email will be sent to you once it has been approved.

If at any stage you wish to apply for membership elsewhere login to Play-Cricket and select the Edit Account option.

If you wish to add further personal information to your account which will help your club register you as a player with a league, or add a cricketing profile please click here to be taken to your account.

If you registered in order to claim a site for your club or league click here to start that process.

Otherwise please select Finish to return to the main Play-Cricket site.

Search for the site that you wish to claim.

Apply for your own Play-Cricket Website

If the name of your organisation appears in the list below check the button next to it and click 'Choose'. If it says 'active' next to your organisation name then the organisation has already established a web site. If your club does not appear please contact the helpdesk on play.cricket@ecb.co.uk

Directory Type:

County:

Status Type:

Keyword:

Name	Postcode	Type	Status
120th BB Old Boys Assoc CC		Club	<input type="radio"/>
6th Form College Solihull		Club	<input type="radio"/>
A Trembeth's CC	ME17 4LP	Club	<input type="radio"/>
AA Fanum CC	RG24	Club	<input type="radio"/>
ACT 70+ XI	32wq 23aus	Club	<input type="radio"/>
AF Sports	IG5 0RG	Club	<input type="radio"/>
AGSFPs CC		Club	<input type="radio"/>
AJK CC, Warwickshire		Club	<input type="radio"/>

Click on the radio button for the site that you wish to claim and then click 'Choose'.

Play-Cricket Forums Contact Contact System Helpdesk

[Back](#)

Apply for your own Play-Cricket Website

If the name of your organisation appears in the list below check the button next to it and click 'Choose'. If it says 'active' next to your organisation name then the organisation has already established a web site. If your club does not appear please contact the helpdesk on play.cricket@ecb.co.uk

Directory Type: Clubs

County: All

Status Type: Unclaimed

Keyword: Moulton

[Search](#)

Name	Postcode	Type	Status
Moulton CC		Club	<input checked="" type="radio"/>
Moulton College		Club	<input type="radio"/>

[Choose](#)

Finally, complete the form that is presented to you and 'Save' it.

[Play-Cricket](#) [Forums](#) [Contact](#) [Contact System Helpdesk](#)

[Back](#)

Apply for your own Play-Cricket Website

Please read our [privacy statement](#) and our [terms and conditions](#) then complete the form below and click 'submit' to submit your application. This will then be reviewed shortly by the ECB.

You will receive an email confirming whether your application has been accepted or rejected. If accepted your Club web site will be made live and the email will provide you with a link to

Name:

Club Address: *

County: *

Club Postcode *

Country:

Applicant's Title:

Applicant's First Name:

Applicant's Initials:

Applicant's Surname:

Applicant's Position: *

Applicant's Email: *

Applicant's Telephone: *

Applicant's Address: *

Applicant Postcode *

Applicant's Country: *

I have read the ECB's Play-Cricket [privacy statement](#)

I have read the ECB's Play-Cricket [terms and conditions](#)